

KG2 Monthly Module

January 2022

By the end of January, KG2 students will have achieved the following:

English Language Arts

1. Oral Language & Vocabulary:

- Use weather and question words.
- Use describing words such as: winter, cold, snow, mittens, beanie, scarf, etc..
- Compare and contrast events in different stories.

 Stories we enjoyed listening to:

An Orange in January - Waiting Out the Storm - Rain - The Wind and the Sun -
Winter - Frosty the Snowman - Stone Soup

2. Phonological Awareness:

- Sing the alphabet song.
- Recognize the letters Dd, Hh and Ee and their sounds.
- Repeat rhyming words.
- Recognize the HFW: like and to.

3. Songs:

- Open the Eyes of Your Heart
- The Hokey Pokey

- Ten Little Snowflakes
- I'm a Little Snowman
- Do You Know the Muffin Man

Mathematics

- Identify ordinals (1st, 2nd & 3rd).
- Identify number 4 and understand its number value.
- Trace number 4.
- Identify ABB patterns.

Science

- Winter season
- Dairy products

Physical Education

- Collective games with rules.
- Ball games – empty/full.
- Opposition games

Psychomotor Skills

- Develop the knowledge of both sides (right / left) at the upper and lower limbs.
- Strengthen the dominant side and non-dominant side.

Dance

- Rehearse for Mother's Day celebration

Arts

- Pasting activities

Musical Education

- Sort out musical percussion.

Religion

- Baptism
- St. Anthony the Great
- The 12 disciples

* Songs, Rhymes & Poems: January

<p style="text-align: center;">I'm a Little Snowman</p> <p>I'm a little snowman short and fat. Here is my scarf and here is my hat. When the snow is falling come and play. Build a snowman every day.</p>	<p style="text-align: center;">The Hokey Pokey</p> <p>You put your right mitten in, You take your right mitten out, You put your right mitten in, And you shake it all about, You do the winter pokey, (shiver) And you turn yourself around That's what it's all about</p>
<p style="text-align: center;">Open the Eyes of My Heart, Lord</p> <p>Open the eyes of my heart Lord I want to see you Open the eyes of my heart Lord To see you high and lifted up Shining in the eyes of your glory</p>	<p style="text-align: center;">Oh, Do You Know the Muffin Man</p> <p>The muffin man, the muffin man Oh, do you know the muffin man That lives on Drury Lane Oh, yes, I know the muffin man The muffin man, the muffin man</p>

As we sing holy, holy, holy.	Oh, yes, I know the muffin man That lives on Drury Lane.
Ten Little Snowflakes	
<p>One little, two little, three little snowflakes. Four little, five little, six little snowflakes. Seven little, eight little, nine little snowflakes. Ten little snowflakes in the sky.</p> <p>Ten little, nine little, eight little snowflakes. Seven little, six little, five little snowflakes. Four little, three little, two little snowflakes. One little snowflake in the sky.</p>	<p>One little, two little, three little snowflakes. Four little, five little, six little snowflakes. Seven little, eight little, nine little snowflakes. Ten little snowflakes in the sky.</p>

FLE : Français langue étrangère.

Mois : Janvier 2022

Classe : KGII

Thème : l'hiver

1- Langage oral :

L'hiver/ Les habits d'hiver/ Les sports d'hiver.

2-Découverte du monde :

Le blanc / Froid, chaud/ Sec, mouillé.

3-Chants et comptines :


Il pleut, il mouille/ Le bonhomme de neige /Flocons de neige.

4-Contes : Juliette aux sports d'hiver/ Mimi et la pluie / Le petit ours de neige.





اللغة العربية الصف: الروضة الثانية الشهر: كانون الثاني ٢٠٢٢
ماذا تعلمت هذا الشهر؟


* المحور :- فصل الشتاء

* الأنشطة - قصة:  موسني "قصة البرق والرعد"

- مشاهدة ومحادثة: أتعرف: الطبيعة في فصل الشتاء/ تغيرات الطقس/ ثياب الشتاء/
رجل الثلج/ تأثير فصل الشتاء على الانسان.

- حسي :  أبيض / أسود


- تخطيط :  الخط المائل

- أشكال :  الشكل الدائري

- الرقم: "٢"

- الصوت: " ا "

* أغنية :

 شتي شتي

شو حلو الشتي

شتي شتي شتي

شتي شتي شتي (٢)

عم بغسل الذني

نازل عالطرقات

شو حلو الشتي

وعلى البنايات

نازل عالمدينة

نازل الشتي ي ي ي ...

وعلى شجر الرصيف (٢)